
PRICE LIST
C10-11-109



canplas®

ABS DWV FITTINGS



JULY 1, 2011
SUPERSEDES C10-11-108 (APRIL 1, 2011)

Our website pricing is the current list price and may vary from our printed price list.
Please visit our website for up-to-date information.

www.canplasplumbing.com 1-800-461-5300

ABS DWV FITTINGS

PRICE LIST C10-11-109 JULY 1, 2011

TERMS AND CONDITIONS OF SALE

TERMS

Cash discount 2% 15 days, net 30. The cash discount is allowed on merchandise only. Prices are subject to change and each order will be priced on the basis of prices in effect at the time of order. All orders are subject to approval of our office in Ontario, Canada. Possession of this price list does not necessarily constitute an offer by the Company to sell to the holder on the basis of the terms described hereon.

MINIMUM ORDER

\$250.00 net.

TAXES

Any and all sales, manufacturers' taxes and/or other charges levied or imposed by any governmental authority, foreign or domestic, upon any merchandise sold or contacted to be sold shall be paid by Customer and added to the purchase price unless satisfactory and appropriate tax exception certificates are supplied to the Seller.

OVERDUE INVOICES

Interest charged at a rate of 1.5% per month on all overdue invoices.

FREIGHT

\$4000.00 net for prepaid freight.

All shipments are F.O.B. seller's factory or authorized warehouse.

Prepaid orders will be shipped via the most economical route of our choice. If the Customer selects a route with a higher rate, the difference will be charged to the Customer.

WEBSITE

Our website pricing is the current list price and may vary from our printed price list. Please visit www.canplasplumbing.com for up-to-date information.

Prices and product availability are subject to change without notice.

While we try to ensure accuracy, we reserve the right to correct any errors in pricing or descriptions, and to cancel or refuse to accept any order based on an incorrect price or description. Such corrections may be made even after an order is accepted.

SHIPPING RESPONSIBILITY

Canplas' responsibility ceases when the carrier signs for the shipment in good order. We cannot be responsible for loss or damage to goods in transit, or delays or carriers in delivering shipments or for damages resulting from such delays as those caused by fire, explosion, act of God, strike or other difference with workmen, shortage of material or labor, delays in transportation, government restrictions, war, riot, civil commotion or cause beyond our control. Where shortage or damage is apparent, details should be noted by the carrier on the freight bill at the time of delivery. In case of concealed damage, carrier should be called at once to inspect the damaged shipment. Do not return damaged goods.

RETURNED GOODS

A Returned Goods Authorization Form issued by Canplas must accompany goods which are returned. We reserve the right to refuse the return of any item that is not a regular stock item with Canplas. On items that are acceptable for credit, a restocking charge of twenty-five percent (25%) will be assessed against the credit to cover our handling, and/or inspecting or repackaging. Freight on returned goods will be the responsibility of the customer unless the reason for the return is due to defective goods. All goods returned must be in a saleable condition.

WARRANTY

Seller's products are carefully inspected for manufacturing defects, however, it is not always possible to detect hidden defects. Said products are warranted only to the extent that Seller will replace without charge, products proven to have manufacturing defects within 6 months of the date of delivery thereof and provided Seller has been given an opportunity to inspect the product alleged to be defective and the installation or use thereof. NO WARRANTY IS INCLUDED AGAINST ANY EXPENSE FOR REMOVAL, REINSTALLATION OR OTHER CONSEQUENTIAL DAMAGES ARISING FROM ANY DEFECT. THE WARRANTIES SET OUT ABOVE ARE THE ONLY WARRANTIES MADE BY SELLER AND ARE EXPRESSLY IN LIEU OF ALL OTHER WARRANTIES, EXPRESSED OR IMPLIED, INCLUDING THE WARRANTIES OF MERCHANTABILITY AND FITNESS FOR A PARTICULAR PURPOSE.

CANPLAS INDUSTRIES LTD. reserves the right to change the aforementioned TERMS AND CONDITIONS OF SALE without notice.

CAUTION

The Seller does not recommend the use of thermoplastic piping systems for transport or storage of compressed air or other compressed gases or the testing of such systems with compressed air or other compressed gases, in exposed, above ground locations. Use of plastic piping products in exposed compressed gas systems voids our warranty for the products so used. For further information, contact your Canplas representative.

OTHER

In addition to sizes listed in this price list, other sizes may be available upon request.

The product names used in this price list are for identification purposes only. All trademarks and registered trademarks are the property of their respective owners.

TABLE OF CONTENTS	Page
Tees	3
Cleanouts	4
Cleanout Plugs	4
Adapters	4
Cleanout Adapters	4
90° Elbows	6
90° Closet Elbows	6
60° Elbows	6
45° Elbows	6
22-1/2° Elbows	7
Wyes	7
Double Fixture Fittings	8
Bushings	8
Adapter Bushings	8
Couplings	10
Adapter Couplings	10
Cast Iron Adapters	10
Expansion Joints	10
P Traps	11
Drum Traps	13
Trap Adapters	13
Easy Open Closet Flanges	15
One Piece Closet Flanges	14
Reducing Closet Flanges	16
Adjustable Closet Flanges	16
Offset Closet Flanges	16
45° Closet Flanges	16
Closet Flange Accessories	16
Urinal Flanges	17
Grates	18
Caps	18
Nipples	18
Test Plates	18
Termination Screens	17
Continuous Waste	18
Index	20

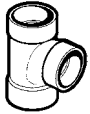
ABS DWV FITTINGS

PRICE LIST C10-11-109 JULY 1, 2011

DESC.	PART #	SKID QTY.	CTN. QTY.	SIZE	PRICE EACH
-------	--------	-----------	-----------	------	------------

TEES

SANITARY TEE - H x H x H



102150	3600	50	1¼	13.87
102151	2880	90	1½	7.44
102125	2880	40	1½ x 1¼ x 1½	24.67
102132††	2880	40	1½ x 1½ x 1¼	14.45
102137††	2520	35	1½ x 1¼ x 1¼	46.98
102152	1440	45	2	16.14
102128	1680	35	2 x 1½ x 1½	11.68
102127	1800	25	2 x 1½ x 2	21.44
102133	1800	25	2 x 2 x 1¼	44.45
102126	1600	50	2 x 2 x 1½	11.61
102153	360	20	3	30.86
102135	810	45	3 x 3 x 1¼	69.73
102131	800	25	3 x 3 x 1½	21.44
102130	640	20	3 x 3 x 2	24.93
102154	216	12	4	73.75
102134	360	20	4 x 4 x 2	64.10
102136	270	15	4 x 4 x 3	76.67
102144	90	5	6 x 6 x 4	293.51
102156	72	3	6 x 6 x 6	322.02

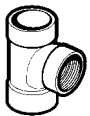
†† Fitting uses bushing

SANITARY TEE - H x FPT x H



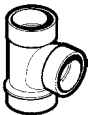
102182-1	630	35	3 x 3 x 2	66.53
----------	-----	----	-----------	-------

SANITARY TEE - H x H x FPT



102152-2	1120	35	2	35.22
----------	------	----	---	-------

SANITARY TEE, Street - Spg x H x H

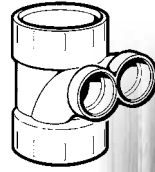


105151	2880	90	1½	20.18
105153	360	20	3	49.15
105154	216	12	4	132.13
105131	800	25	3 x 3 x 1½	33.97
105130L	640	20	3 x 3 x 2	42.33
105134	360	20	4 x 4 x 2	140.95
105144	90	5	6 x 6 x 4	488.65
105156	54	3	6	536.08

DESC.	PART #	SKID QTY.	CTN. QTY.	SIZE	PRICE EACH
-------	--------	-----------	-----------	------	------------

HORIZONTAL TWIN TEE

103750	480	15	3x3x1½x1½	181.00
--------	-----	----	-----------	--------



canplas®
Exclusive!

► material

- Injection molded in ABS (Black) and PVC (White).

► function

- To provide two 1½" connections to a 3" tee on the same side.

► features

- 3" tee with two side by side 1½" sanitary hub connections.
- Compact design.

► benefits

- Eliminates the need to stack two 3" x 1½" tees on top of each other, avoiding complicated installations.
- Perfect application for back to back fixtures such as sinks and bathtubs.

► approvals

- The Horizontal Twin Tee meets ASTM D2468 and D1784 standards. IAPMO and CSA approval pending.

SANITARY TEE, with Left Side Inlet - H x H x H x H



102147L	320	10	3 x 3 x 3 x 1½	66.50
102148L	320	10	3 x 3 x 3 x 2	66.50

SANITARY TEE, with Right Side Inlet - H x H x H x H



102147R	320	10	3 x 3 x 3 x 1½	66.50
102148R	320	10	3 x 3 x 3 x 2	66.50

SANITARY TEE, with Right & Left Side Inlets - H x H x H x H x H



102147LR	180	10	3x3x3x1½x1½	175.87
102148LR	180	10	3x3x3x2x2	163.55

canplas® ABS DWV FITTINGS

ABS DWV FITTINGS

PRICE LIST C10-11-109 JULY 1, 2011

DESC.	PART #	SKID QTY.	CTN. QTY.	SIZE	PRICE EACH
-------	--------	-----------	-----------	------	------------

TEES Continued

DOUBLE SANITARY TEE - H x H x H x H



102187	1080	15	1 1/2	22.95
102186	720	10	2	34.59
102188	960	20	2x2x1 1/2x1 1/2	39.38
102188-2††		20	2x1 1/2x1 1/2x1 1/2	37.95
102184	240	5	3	54.86
102189	480	15	3x3x1 1/2x1 1/2	47.98
102181	480	15	3 x 3 x 2 x 2	50.05
102191	180	10	4 x 4 x 3 x 3	105.37
102185	144	8	4	216.29

†† Fitting uses bushing

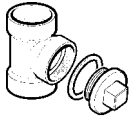
DOUBLE SANITARY TEE, with Side Inlet - H x H x H x H x H



102163L	180	10	3x3x3x3x1 1/2	214.47
---------	-----	----	---------------	--------

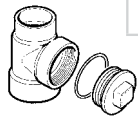
CLEANOUTS

CLEANOUT TEE with Plug & O-ring - H x H



102114A	2400	50	1 1/2	19.86
102115A	1440	45	2	31.91
102116A	480	15	3	52.40
102117A	270	15	4	115.77
102118A	72	4	6	391.40

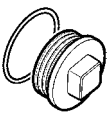
REDUCING LINE CLEANOUT with Plug & O-ring - H x H



102107A	270	15	4 x 3 x 4	58.81
---------	-----	----	-----------	-------

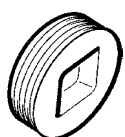
CLEANOUT PLUGS

CLEANOUT PLUG, with O-ring - MPT



103050	18720	130	1 1/4	8.94
103051	14400	100	1 1/2	6.24
103052	10800	150	2	8.03
103053	3600	25	3	11.27
103054	2520	35	4	22.98
103057	960	20	6	97.15

COUNTERSUNK PLUG - MPT

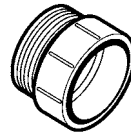


103062	21600	150	2	17.83
103063	7200	50	3	21.86
103064	4320	60	4	22.98
103066	720	10	6	97.15

DESC.	PART #	SKID QTY.	CTN. QTY.	SIZE	PRICE EACH
-------	--------	-----------	-----------	------	------------

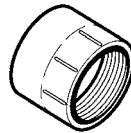
ADAPTERS

MALE ADAPTER - MPT x H



102870	9000	125	1 1/4	7.25
102860		100	1 1/4 x 1 1/2	6.00
102871	9000	125	1 1/2	4.85
102872	5760	80	2	10.95
102873	2160	30	3	18.86
102874	1080	15	4	55.51
102876	240	5	6	227.50

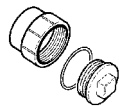
FEMALE ADAPTER - H x FPT



102890	9000	125	1 1/4	8.27
102891	7200	100	1 1/2	5.52
102892	5400	75	2	10.78
102893	1440	30	3	19.57
102894	800	25	4	46.17
102896		8	6	189.20

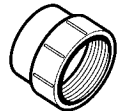
CLEANOUT ADAPTERS

FITTING CLEANOUT ADAPTER, with Plug and O-ring - Spg x FPT



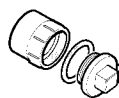
103700A	7200	100	1 1/4	16.29
103701A	6480	90	1 1/2	12.82
103702A	3600	50	2	20.07
103703A	1440	30	3	30.40
103704A	800	25	4	64.04
103706A	270	15	6	249.22

FITTING CLEANOUT ADAPTER - Spg x FPT



103700-1	7200	100	1 1/4	7.77
103701-1	7200	100	1 1/2	6.72
103702-1	4320	60	2	13.12
103703-1	1680	35	3	20.48
103704-1		25	4	35.17
103706-1		15	6	162.07

TUBE END CLEANOUT, with Plug & O-ring - H x FPT



102890A	7200	100	1 1/4	18.56
102891A	5400	75	1 1/2	13.71
102892A	3600	50	2	20.17
102893A	1440	30	3	35.90
102894A	640	20	4	77.70

ABS DWV FITTINGS

canplas®

canplas®

PermOseal® 4" x 3" Reducing Line Cleanout with Test Membrane

- No more glued in Test plates
- No more mechanical test plugs or test balls

"New innovative test membrane from Canplas enables mess-free removal of the test membrane after a water test."

By puncturing the PVC membrane with a utility knife, wastewater is drained slowly, avoiding the typical torrent of wastewater mess with other test methods.

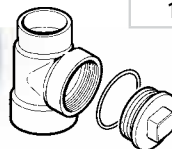
Simply remove the membrane with a knife after the system is fully drained."

4"x3" ABS Line Cleanout Tee with Test Membrane:

canplas®
Exclusive!

REDUCING LINE CLEANOUT WITH TEST MEMBRANE
H x H with Plug & O-ring

112107AT	270	15	4 x 3 x 4	115.41
----------	-----	----	-----------	--------



ABS DWV FITTINGS

canplas®

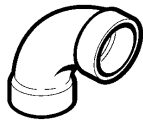
ABS DWV FITTINGS

PRICE LIST C10-11-109 JULY 1, 2011

DESC.	PART #	SKID QTY.	CTN. QTY.	SIZE	PRICE EACH
-------	--------	-----------	-----------	------	------------

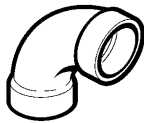
90° ELBOWS

1/4 BEND (90°) - H x H



102250	5400	75	1 1/4	11.72
102251	4000	125	1 1/2	5.15
102252	2400	50	2	8.21
102253	640	20	3	22.15
102254	360	20	4	47.06
102256	72	4	6	235.58

1/4 BEND (90°), LONG TURN - H x H



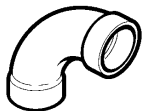
102221	2400	50	1 1/2 x 2	10.70
102250L	4680	65	1 1/4	11.84
102251L	3520	110	1 1/2	6.67
102252L	1600	50	2	9.13
102253L	480	15	3	22.68
102254L	270	15	4	56.07

1/4 BEND, Street (90°), LONG TURN - Spg x H



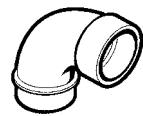
102451L	3240	45	1 1/2	6.41
102452L	1600	50	2	13.71
102453L	480	15	3	29.32
102454L	270	15	4	77.98

1/4 BEND (90°), LONG SWEEP - H x H



102275	2880	40	1 1/4	21.23
102276	2400	50	1 1/2	14.70
102277	1200	25	2	25.64
102278	480	10	3	57.56
102279	216	12	4	105.49

1/4 BEND, Street (90°), LONG SWEEP - Spg x H



105276	2160	30	1 1/2	13.40
105277	1200	25	2	24.38
105278	450	25	3	55.87
105279	216	12	4	81.10

1/4 BEND, Street (90°) - Spg x H

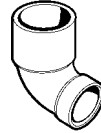


102450	5400	75	1 1/4	12.83
102451	4000	125	1 1/2	5.40
102452	2400	50	2	13.71
102453	640	20	3	24.71
102454	360	20	4	77.98
102456	72	4	6	304.40

DESC.	PART #	SKID QTY.	CTN. QTY.	SIZE	PRICE EACH
-------	--------	-----------	-----------	------	------------

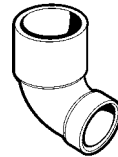
90° CLOSET ELBOWS

CLOSET BEND, Reducing - H x H



102223	360	20	4 x 3	64.32
--------	-----	----	-------	-------


CLOSET BEND, Reducing with Test Cap - Spg x H



103103	360	20	4 x 3	78.33
--------	-----	----	-------	-------

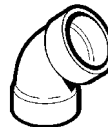
60° ELBOWS

1/6 BEND, (60°) - H x H



102601	2880	60	1 1/2	11.88
102602	2880	40	2	15.92
102603	640	20	3	35.69
102604	320	10	4	69.08

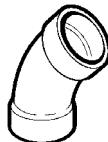
1/6 BEND (60°), LONG TURN - H x H



102602L	2160	30	2	18.27
102603L	640	20	3	44.60

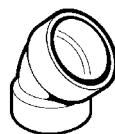
45° ELBOWS

1/8 BEND (45°), LONG TURN - H x H



102501	3600	100	1 1/2	7.05
102502	1800	50	2	13.20
102503	640	20	3	29.06
102504	320	10	4	54.08

1/8 BEND (45°), SHORT TURN - H x H



102520	7200	100	1 1/4	8.27
102521	6000	125	1 1/2	4.17
102522	3600	50	2	7.06
102523	800	25	3	18.59
102524	450	25	4	36.35
102506	144	8	6	236.75

ABS DWV FITTINGS


canplas®


ABS DWV FITTINGS

PRICE LIST C10-11-109 JULY 1, 2011


DESC.	PART #	SKID QTY.	CTN. QTY.	SIZE	PRICE EACH
-------	--------	-----------	-----------	------	------------


45° ELBOWS Continued

1/8 BEND, Street (45°), LONG TURN - Spg x H					
	102400	5760	40	1¼	8.79
	102401	4800	100	1½	6.11
	102402	1800	50	2	12.07
	102403	640	20	3	29.03
	102404	320	10	4	65.88

1/8 BEND, Street (45°), SHORT TURN - Spg x H					
	102420	7200	100	1¼	8.27
	102421	6000	125	1½	4.23
	102422	3600	50	2	8.42
	102423	800	25	3	19.78
	102424	450	25	4	54.48
	102406	144	8	6	272.64

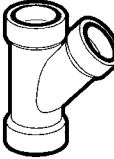
22-1/2° ELBOWS

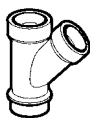
1/16 BEND (22½°) - H x H					
	102550	7200	100	1¼	10.29
	102551	5400	75	1½	6.41
	102552	2400	50	2	11.96
	102553	960	20	3	26.33
	102554	480	15	4	48.99
	102556	144	8	6	294.48

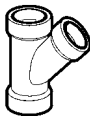
1/16 BEND, Street (22½°) - Spg x H					
	102561	6480	90	1½	7.10
	102562	3240	45	2	13.47
	102563	960	30	3	27.98
	102564	480	15	4	52.05

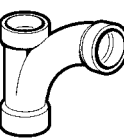
DESC.	PART #	SKID QTY.	CTN. QTY.	SIZE	PRICE EACH
-------	--------	-----------	-----------	------	------------

WYES

WYE - H x H x H					
	102300	2400	50	1¼	20.48
	102301	2240	70	1½	9.13
	102323	2160	30	1½x1½x1¼	13.02
	102302	1280	40	2	17.25
	102303	360	20	3	34.38
	102330	480	15	3 x 3 x 1¼	69.53
	102304	216	12	4	74.07
	102306	36	2	6	336.05
	102324	1200	25	2 x 1½ x 1½	20.11
	102325	1440	30	2 x 2 x 1½	16.26
	102331	640	20	3 x 3 x 1½	24.30
	102326	640	20	3 x 3 x 2	26.95
	102328	360	20	4 x 4 x 2	53.49
	102329	384	8	4 x 4 x 1½	53.49
	102327	270	15	4 x 4 x 3	67.14
	102343	72	4	6 x 6 x 3	221.52
	102344	72	4	6 x 6 x 4	258.08

WYE, Street - Spg x H x H					
	105303	360	20	3	78.33

WYE, Street - Spg x H x H					
	105331		20	3 x 3 x 1½	42.56

LONG TURN TEE WYE, Single - H x H x H					
	104301	1280	40	1½	25.32
	104302	800	25	2	41.28
	104303	240	10	3	61.23
	104304	90	5	4	97.67
	104317	1120	35	2 x 1½ x 1½	37.35
	104318	900	50	2 x 1½ x 2	41.42
	104320	960	20	2 x 2 x 1½	30.46
	104326	480	15	3 x 3 x 1½	66.23
	104327	384	12	3 x 3 x 2	40.77
	104337	270	15	4 x 4 x 2	90.51
	104338	144	8	4 x 4 x 3	220.56

complas ABS DWV FITTINGS


ABS DWV FITTINGS

PRICE LIST C10-11-109 JULY 1, 2011

DESC.	PART #	SKID QTY.	CTN. QTY.	SIZE	PRICE EACH
-------	--------	-----------	-----------	------	------------

WYES Continued

APPLIANCE ADAPTER - Spg x Hose Barb



112320		80	1 1/2 x 1/2	13.74
--------	--	----	-------------	-------

DOUBLE WYE - H x H x H x H



102351	960	30	1 1/2	26.88
102352	640	20	2	43.25
102374	800	25	2x2x1 1/2x1 1/2	36.91
102353	270	15	3	78.21
102376	320	10	3x3x1 1/2x1 1/2	65.14
102377	360	15	3 x 3 x 2 x 2	66.11
102354	90	5	4	221.33
102380	180	10	4 x 4 x 2 x 2	264.15
102381	144	8	4 x 4 x 3 x 3	201.75

DOUBLE WYE, Street - Spg x H x H x H



105376	320	10	3x3x1 1/2x1 1/2	130.26
--------	-----	----	-----------------	--------

DOUBLE FIXTURE FITTINGS

DOUBLE FIXTURE FITTING - H x H x H x H



104149	960	20	2x1 1/2x1 1/2x1 1/2	154.75
104152	640	20	2 x 1 1/2 x 2 x 2	60.70
104152-3††	960	20	2x1 1/2x1 1/2x2	56.70
104154	180	10	3 x 2 x 3 x 3	152.25
104155	180	10	3	154.75

†† Fitting uses bushing

DOUBLE FIXTURE FITTING, Street - Spg x H x H x H



105357	180	10	3 x 2 x 3 x 3	169.18
--------	-----	----	---------------	--------

DOUBLE 1/4 BEND - H x H x H

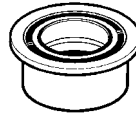


102261	2240	70	1 1/2	46.49
102263	320	10	3	106.53
102262		30	2	73.94

DESC.	PART #	SKID QTY.	CTN. QTY.	SIZE	PRICE EACH
-------	--------	-----------	-----------	------	------------

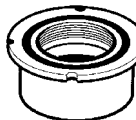
BUSHINGS

FLUSH BUSHING - Spg x H



102750	21600	150	1 1/2 x 1 1/4	5.62
102760	10800	150	2 x 1 1/4	8.57
102752	10800	150	2 x 1 1/2	3.74
102762	2520	35	3 x 1 1/2	18.13
102754	2880	60	3 x 2	13.08
102759	720	10	4 x 1 1/2	29.13
102758	1440	20	4 x 2	28.10
102756	1680	35	4 x 3	25.00
102766	432	24	6 x 3	123.63
102767	384	8	6 x 4	140.53

FLUSH BUSHING - Spg x FPT

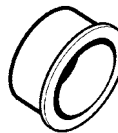


102747††	17280	120	1 1/2 x 1/2	8.23
102749††	14400	100	1 1/2 x 3/4	12.78
102751	14400	100	1 1/2 x 1 1/4	10.19
102753	9000	125	2 x 1 1/2	15.07
102755	2880	40	3 x 2	24.73

†† Can be used for either dishwasher or condensate connections when combined with thread x barb nipple

ADAPTER BUSHINGS

ADAPTER BUSHING - (Adapts Sewer Hub to DWV Spigot) Sewer Spg x DWV Hub



102764	2160	30	4 x 3	40.31
--------	------	----	-------	-------

ADAPTER BUSHING - (Adapts DWV Hub to Sewer & Drain Spigot) Spg x H



102841	3600	50	3	10.80
102842	1600	50	4	12.15
102846	450	25	6	63.28
102840		80	2	9.19
102768	432	24	6 x 3	123.63

ABS DWV FITTINGS

canplas®

ABS DWV FITTINGS

PRICE LIST C10-11-109 JULY 1, 2011

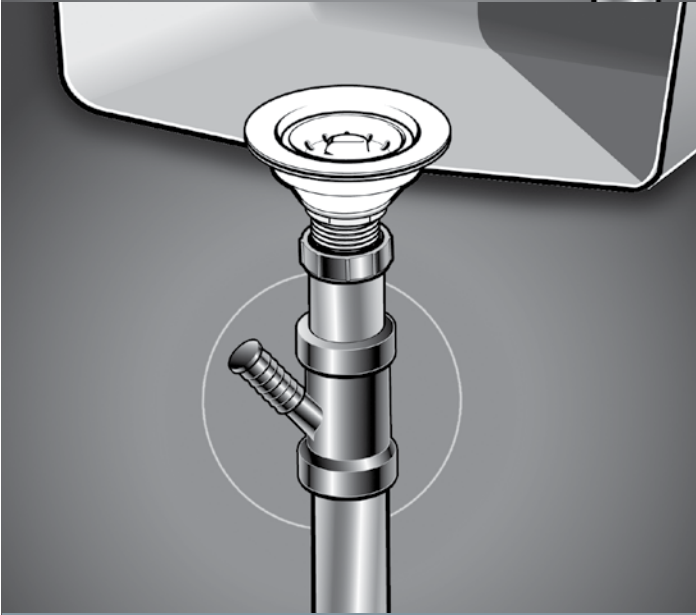
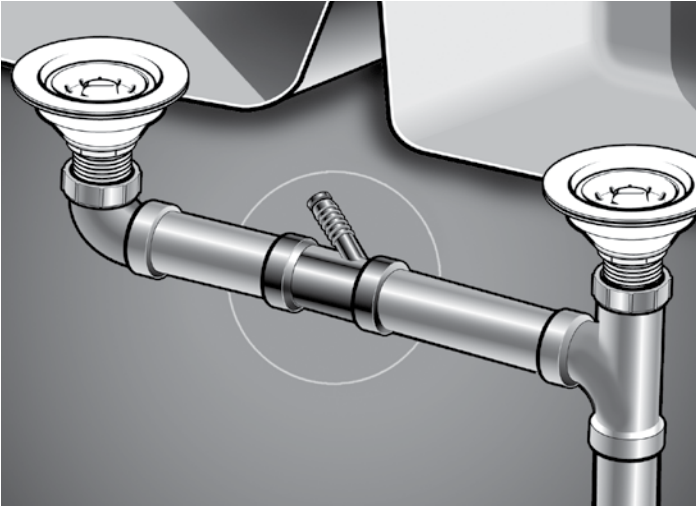
canplas®

Appliance / Dishwasher Wye

- For roughing in or installing a dishwasher, water softener or any appliance with a 1/2" or 3/4" discharge hose.

Features

- Injection molded in ABS (Black) and PVC (White).
- Top and bottom sockets are 1 1/2" DWV (Schedule 40) size.
- Branch arm is a 1/2" or 3/4" hose barb.
- Unit comes complete with molded on plug.
- Plug will hold test without solvent cementing.
- Saves time and money.
- CSA certified
- NSF, IAPMO listed

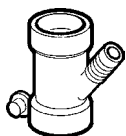


Installation

- For rough-in, insert plug into hose barb. When installing an appliance, simply remove plug and attach hose.
- Plug has oversized top to prevent installation of hose with plug still in place.
- Can be installed vertically or horizontally.

canplas®
Exclusive!

APPLIANCE WYE - H x H x Hose Barb
Snap-in Plug is Molded on Fitting for Use During "Rough-In"



112321	2880	40	1/2 x 1/2 x 1/2	15.92
112332	2880	40	1/2 x 1/2 x 3/4	24.38
112333	2880	40	1/2 x 1/2 x 1	24.38



canplas® ABS DWV FITTINGS


ABS DWV FITTINGS

PRICE LIST C10-11-109 JULY 1, 2011


DESC.	PART #	SKID QTY.	CTN. QTY.	SIZE	PRICE EACH
-------	--------	-----------	-----------	------	------------

COUPLINGS

COUPLING - H x H

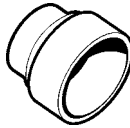
	103000	9000	125	1 1/4	6.73
	103001	9000	125	1 1/2	2.96
	103002	4800	100	2	4.57
	103003	1440	45	3	10.62
	103004	800	25	4	19.23
	103006	216	12	6	122.37

REPAIR COUPLING (No Pipe Stop) - H x H

	103001R††	8640	60	1 1/2	3.12
	103002R††	5400	75	2	5.03
	103003R††	1440	45	3	11.25
	103004R††	810	45	4	19.87

†† Non CSA

REDUCER COUPLING - H x H

	103020	9000	125	1 1/4 x 1 1/2	9.45
	103021	6480	45	1 1/4 x 2	15.67
	103030	2520	35	1 1/4 x 3	20.37
	103022	5400	75	2 x 1 1/2	8.16
	103023	2520	35	3 x 1 1/2	19.61
	103024	2520	35	3 x 2	18.38
	103029	960	20	4 x 1 1/2	29.74
	103025	960	20	4 x 2	29.74
	103026	960	30	4 x 3	25.85
	103027	480	15	3 x 5	67.98
	103037	360	20	6 x 4	47.24

ADAPTER COUPLINGS

ADAPTER COUPLING (Adapts Sewer & Drain to DWV) - H x H

	103036	1200	25	4 x 3	35.17
	103035	360	20	6 x 4	92.48

ADAPTER COUPLING (Adapts Sewer & Drain to DWV) - Spg x H

	103434BC	-	25	4 x 4	143.21
---	----------	---	----	-------	--------

DESC.	PART #	SKID QTY.	CTN. QTY.	SIZE	PRICE EACH
-------	--------	-----------	-----------	------	------------

CAST IRON ADAPTERS

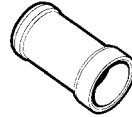
SPIGOT ADAPTER, Cast Iron

(Adapts Cast Iron Spigot to DWV Spigot) - H x H

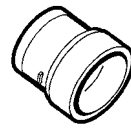
	103304	480	15	4	74.33
---	--------	-----	----	---	-------

HUB ADAPTER, Cast Iron

(Adapts DWV Spigot to Cast Iron Hub)

	103452	2160	30	2	22.55
	103453	960	30	3	35.59
	103454	480	15	4	66.88
	103464	480	10	3 x 4 CI	45.42
	103456	216	12	6	252.95

NO HUB ADAPTER, Cast Iron (Adapts No Hub Elastomer Coupling to DWV Spigot) - H x Spg

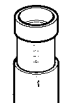
	103420	7200	100	1 1/2	18.87
	103422	3600	50	2	26.89
	103421	7920	110	2 x 1 1/2	30.95
	103423	2160	30	3	30.56
	103424	1080	15	4	46.84
	103428	1080	15	4 x 3	46.84
	103426	256	8	6	223.82

EXPANSION JOINTS

Now approved for Horizontal Applications

canplas
Exclusive!

EXPANSION JOINT - H x H

	113811ABC	1728	12	1 1/2	73.14
	113812ABC	1080	15	2	104.81
	113813ABC	480	15	3	135.70


TYPE I - 3" Travel

113814ABC	128	4	4	248.79
-----------	-----	---	---	--------

TYPE II - 8" Travel

canplas
Exclusive!

EXPANSION JOINT - H x Spg End Piston

	113811BBC	1728	12	1 1/2	70.19
	113812BBC	1080	15	2	101.32
	113813BBC	480	15	3	124.50

TYPE I - 3" Travel

ABS DWV FITTINGS

canplas

ABS DWV FITTINGS

PRICE LIST C10-11-109 JULY 1, 2011

DESC.	PART #	SKID QTY.	CTN. QTY.	SIZE	PRICE EACH
-------	--------	-----------	-----------	------	------------

EXPANSION JOINTS

Allows for the expansion and contraction of pipe due to temperature change and the shrinkage of building materials that the pipe is connected to.

- Injected molded in ABS (Black) and PVC (Grey).
- Nitrile Buna-N O-ring.
- PQAA Grease #2 lubricant.

Features

- Allows for up to 3" (7.6 cm) of travel (Type I) or 8" (20.3 cm) of travel (Type II).
- Flow direction and proper degree of extension indicated on expansion joint.
- Approved for use in vertical and horizontal applications.

Benefits

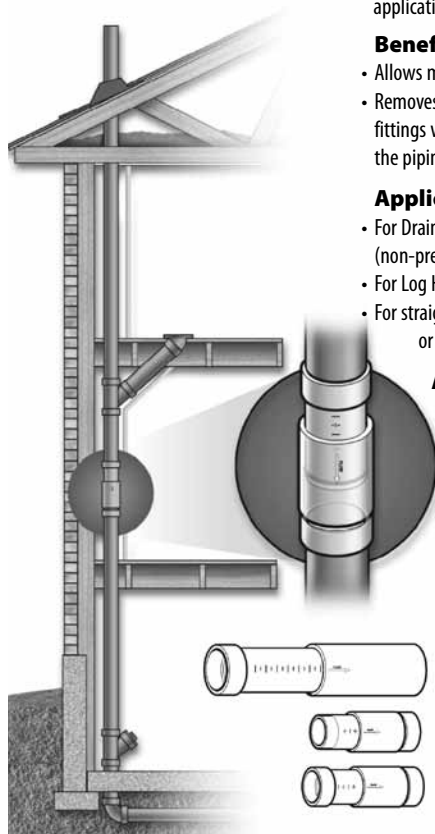
- Allows movement without leakage.
- Removes the stress from both pipe and fittings which could cause failure of the piping system.

Applications

- For Drain, Waste & Vent applications (non-pressure).
- For Log Homes.
- For straight pipe runs of 30 ft. (9.1 m) or longer.

Approvals

- CSA Certified, IAPMO Listed



Installation Instructions

1. Locate unit (plunger side up). Preferably beneath lowest fixture.
2. Push plunger (inner section) until unit is fully closed.
3. Pull plunger back out specified distance according to temperature at time of installation.

Fahrenheit Degrees	Celsius Degrees	Distance
30	0	2.5" or 65mm
50	10	2.25" or 55mm
70	20	2" or 50 mm
85	30	1.75" or 45mm

Based on 20 feet (6 meters) installation.

canplas
Exclusive!

DESC.	PART #	SKID QTY.	CTN. QTY.	SIZE	PRICE EACH
-------	--------	-----------	-----------	------	------------

P TRAPS

P TRAP, with Solvent Weld Joint - H x H



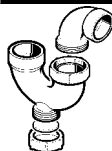
103200		20	1 1/4	47.51
103201	1280	40	1 1/2	15.06
103202	640	20	2	35.78
103203	180	10	3	84.43
103204	108	6	4	165.85
103234	90	5	4 x 3	204.82

P TRAP, with Cleanout & Solvent Weld Joint - H x H



103200A		20	1 1/4	54.04
103201A	1120	35	1 1/2	18.12
103202A	640	20	2	64.62

P TRAP, with Cleanout & Union Connection - H x H



103210A		20	1 1/4	56.33
103211A	1120	35	1 1/2	19.82
103212A		10	2	66.89

P TRAP U-Bend - H x H



103202-1	960	30	2	32.30
103203-1		15	3	82.06
103204-1	180	10	4	130.53
103206-1	48	2	6	942.08

P TRAP, with Union - H x H



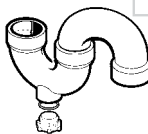
103210E		40	1 1/4	32.04
103211E	1280	40	1 1/2	19.44
103212E	640	20	2	48.90

S TRAP, with Solvent Weld Joint - H x H



103251	960	20	1 1/2	30.72
--------	-----	----	-------	-------

S TRAP, with Cleanout & Solvent Weld Joint - H x H



103251A	960	20	1 1/2	32.92
---------	-----	----	-------	-------

P TRAP PRIMER PORT - Spg x Spg x FPT



112110-1	1440	20	3 x 3 x 1/2	52.13
----------	------	----	-------------	-------

canplas® ABS DWV FITTINGS

ABS DWV FITTINGS

PRICE LIST C10-11-109 JULY 1, 2011

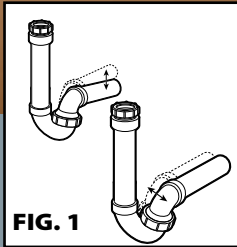
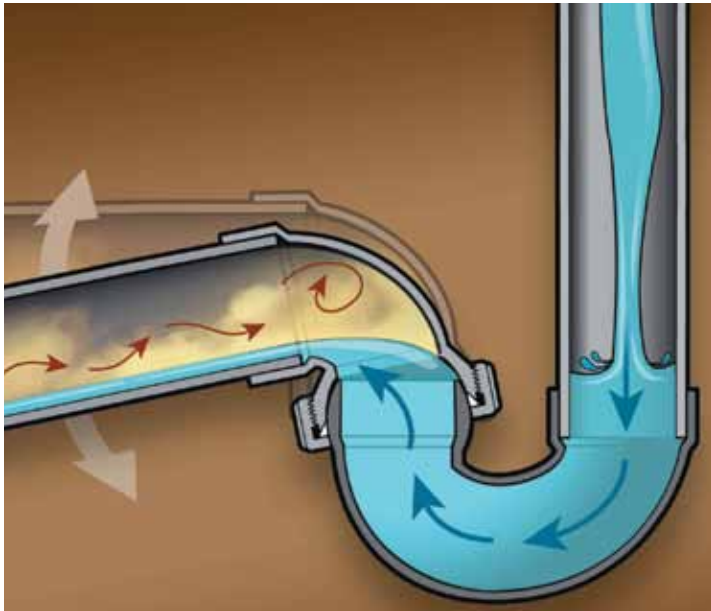


FIG. 1

FIG. 1

The ball joint union connection allows the P Trap Ell to swivel up to 10° from vertical, in any direction, except directly backwards.

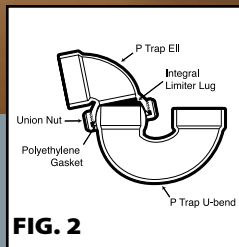


FIG. 2

FIG. 2

An integral limiter lug prevents the P Trap Ell from pitching backwards providing the correct outlet slope for drainage. The polyethylene gasket ensures a leak proof connection in almost any installation situation.

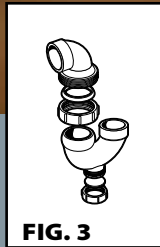


FIG. 3

FIG. 3

No need to tighten the union nut by mechanical means causing damage and possible leaks. The oversize union nut can be simply hand tightened for a positive seal.

Union nut can be easily undone and just as easily put back together numerous times without reducing the P Trap's sealing capability.

Installation

The Seller recommends against the use of oil based putty with an ABS fitting of it's manufacture. The union joint of the PermOseal® P Trap requires only hand tightening to affect a seal. Tightening by mechanical means may cause undue stress and possible failure of the fitting.



PermOseal® P Trap

(Patent # 6,859,956)

The Canplas PermOseal® P Trap is unlike any P Trap on the market today. It's unique design is the result of the innovative thinking you've come to expect from Canplas!

The unique design features a gasketed, ball joint, union connection that provides unequalled performance in even the most demanding installation conditions.

Features

The innovative ball joint style union allows the installer to overcome installation problems, such as pipe misalignment and offset fittings.

Gasket seal ensures a leak proof connection in almost any situation.

Oversize union nut can be easily hand tightened for a positive seal.

Material

Available in ABS (Black) with or without cleanout.

Testing

Our test results confirmed that when leak tested in misaligned installations, the new PermOseal® P Trap outperforms the top P Traps available in the North American market.

PERMOSEAL® P TRAP, with Union Connection - H x H

103231E	1120	35	1½	21.39
---------	------	----	----	-------



PERMOSEAL® P TRAP with Union Connection & Cleanout - H x H

103231A	1120	35	1½	21.80
---------	------	----	----	-------



ABS DWV FITTINGS

canplas®

ABS DWV FITTINGS

PRICE LIST C10-11-109 JULY 1, 2011

DESC.	PART #	SKID QTY.	CTN. QTY.	SIZE	PRICE EACH
-------	--------	-----------	-----------	------	------------


P TRAPS Continued

POLYETHYLENE GASKET for PermOseal® P Trap



103231-6	72000	500	-		2.10
----------	-------	-----	---	--	------

THREADED PLUG FOR 1-1/2" S TRAP



103047		-	-		8.94
--------	--	---	---	--	------

Used for 103251A

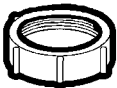
P TRAP CLEANOUT CAP with Gasket



103046ABC	24000	500	1 1/2 - 2		11.29
-----------	-------	-----	-----------	--	-------

Used for 103201A & 103211A - 2008 and earlier and 103201AS, 103202A & 103231A - all years

P TRAP CLEANOUT CAP self sealing (no gasket)

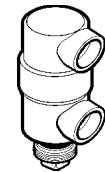


103044	43200	300	1 1/2 - 2		11.29
--------	-------	-----	-----------	--	-------

Used for 103201A & 103211A - 2009 and newer

DRUM TRAPS

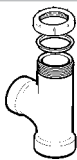
DRUM TRAP - H x H



103243A	288	4	1 1/2		110.21
---------	-----	---	-------	--	--------

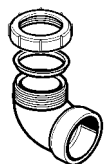
TRAP ADAPTERS

SANITARY TEE TRAP ADAPTER - H x H x Slip Joint



112171A	1600	50	1 1/2		27.78
---------	------	----	-------	--	-------

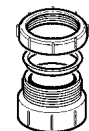
90° TRAP ADAPTER - H x Slip Joint, Ideal for Pedestal Sinks



112286A	3600	50	1 1/2 x 1 1/4		20.11
---------	------	----	---------------	--	-------

112281A	3600	50	1 1/2 x 1 1/2		20.11
---------	------	----	---------------	--	-------

TRAP ADAPTER, with Washer & Nut - H x Slip



102850A	9000	125	1 1/4		13.40
---------	------	-----	-------	--	-------

102851A	7200	100	1 1/2		8.27
---------	------	-----	-------	--	------

102860A	7200	100	1 1/2 x 1 1/4		8.58
---------	------	-----	---------------	--	------

102852A	4320	60	2		19.11
---------	------	----	---	--	-------

DESC.	PART #	SKID QTY.	CTN. QTY.	SIZE	PRICE EACH
-------	--------	-----------	-----------	------	------------

TRAP ADAPTERS Continued

TRAP ADAPTER, with One-piece Poly Nut - H x Slip

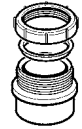


102854A	7200	100	1 1/4		12.85
---------	------	-----	-------	--	-------

102853A	7200	100	1 1/2		9.13
---------	------	-----	-------	--	------

102855A	7200	100	1 1/4 x 1 1/2		9.61
---------	------	-----	---------------	--	------

FITTING TRAP ADAPTER, with Washer & Nut - Spg x Slip



102800		-	1 1/4		6.41
--------	--	---	-------	--	------

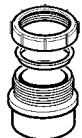
102800A	7200	100	1 1/4		12.83
---------	------	-----	-------	--	-------

102801A	7200	100	1 1/2		9.15
---------	------	-----	-------	--	------

102802A	4320	60	2		21.44
---------	------	----	---	--	-------

103211Y	7200	100	1 1/2 x 1 1/4		9.62
---------	------	-----	---------------	--	------

FITTING TRAP ADAPTER, with One-piece Poly Nut - Spg x Slip

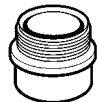


102805A	7200	100	1 1/4		13.40
---------	------	-----	-------	--	-------

102804A	7200	100	1 1/2		8.23
---------	------	-----	-------	--	------

102806A	7200	100	1 1/4 x 1 1/2		8.58
---------	------	-----	---------------	--	------

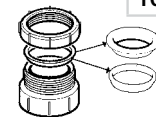
FITTING TRAP ADAPTER, less Washer & Nut (Fitting Male Adapter) - Spg x MPT



102801		100	1 1/2		4.62
--------	--	-----	-------	--	------

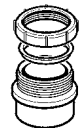
102802		60	2		17.50
--------	--	----	---	--	-------

2-IN-1 COMBINATION TRAP ADAPTER - H x Slip



102859A	7200	100	1 1/2 x 1 1/2 x 1 1/4		11.79
---------	------	-----	-----------------------	--	-------

COPPER TO DWV PIPE ADAPTER - H x Slip



102862A††	7200	100	1 1/4		20.19
-----------	------	-----	-------	--	-------

102861A	5760	80	1 1/2		15.29
---------	------	----	-------	--	-------

102864A††	5760	80	1 1/2 x 1 1/4		18.70
-----------	------	----	---------------	--	-------

102865A	3600	50	2		31.41
---------	------	----	---	--	-------

102866A	4320	60	2 x 1 1/2		28.33
---------	------	----	-----------	--	-------

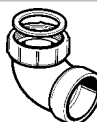
†† CSA certified for use in P Trap area only

SANITARY TEE SINK STRAINER ADAPTER H x H x Strainer Adapter (with Gasket)



112191A	1600	50	1 1/2		28.07
---------	------	----	-------	--	-------

90° SINK STRAINER ADAPTER H x Strainer Adapter (with Gasket)



112291A	3600	50	1 1/2		24.92
---------	------	----	-------	--	-------

ABS DWV FITTINGS

PRICE LIST C10-11-109 JULY 1, 2011

DESC.	PART #	SKID QTY.	CTN. QTY.	SIZE	PRICE EACH
-------	--------	-----------	-----------	------	------------

TRAP ADAPTERS Continued

TRAY PLUG ADAPTER - Spg x FPT



103211-7	40	1½	14.23
----------	----	----	-------

TRAY PLUG ADAPTER - H x FPT



103211-9	40	1½	14.67
----------	----	----	-------

SWIVEL TRAY PLUG (STRAINER) ADAPTER, with Washer H x FPT



103217	7200	100	1½	17.43
103218	5040	70	1¼ x 1½	17.53

SWIVEL TRAY PLUG (STRAINER) ADAPTER, with Washer Spg x FPT



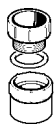
103215	8640	60	1½	17.33
--------	------	----	----	-------

SWIVEL TRAY PLUG (STRAINER) ADAPTER, with Washer Ext. Spg x FPT



103216	5040	35	1½	18.78
103214	7200	50	1¼ x 1½	16.90

UNION



102863A	3600	50	1½	23.93
---------	------	----	----	-------

SLIP JOINT NUT



103930	28000	200	1¼	3.75
103931	-	-	1½	3.22
103932	19200	600	2	10.20

SLIP JOINT WASHER



109210-003	144000	1000	1¼	1.91
109210-004	115200	800	1½	1.96
109210-005	7200	400	2	3.17

DESC.	PART #	SKID QTY.	CTN. QTY.	SIZE	PRICE EACH
-------	--------	-----------	-----------	------	------------

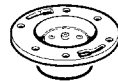
ONE PIECE CLOSET FLANGES

CLOSET FLANGE, One Piece Plastic - Hub End with Gussets



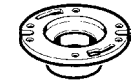
103604	800	25	4	32.29
103634	800	25	4 x 3	26.69

CLOSET FLANGE, One Piece Plastic - With Molded Test Plate



103634T	800	25	4 x 3	29.42
---------	-----	----	-------	-------

CLOSET FLANGE, One Piece Plastic - Hub



Hub				
103633	800	25	4 x 3	21.48

CLOSET FLANGE, One Piece Plastic - Hub - Flush Fit



103631††	800	25	4 x 3	28.97
----------	-----	----	-------	-------

Without Pipe Stop

103631X††	800	25	4 x 3	28.97
-----------	-----	----	-------	-------

103631SDRBC‡‡	800	25	4 x 3	28.97
---------------	-----	----	-------	-------

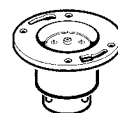
With molded test plate

103631T††	800	25	4 x 3	28.76
-----------	-----	----	-------	-------

†† Fits over 3" or inside 4" Schedule 40 DWV pipe
‡‡ Fits over 3" DWV or inside 4" SDR 35 pipe

CLOSET FLANGE KIT FOR CONCRETE AND TILED FLOORS

For Use in Slab on Grade Closet Flange Installations



With test plate

113650A	384	12	4 x 3	294.28
---------	-----	----	-------	--------

Without test plate

113650B	384	12	4 x 3	153.80
---------	-----	----	-------	--------

WARNING

Canplas recommends sponge rubber and wax gaskets only for use with all closet flanges.



ABS DWV FITTINGS
canplas®

ABS DWV FITTINGS

PRICE LIST C10-11-109 JULY 1, 2011



- No more hammers
- No more damage!

New!

canplas[®]EO

No Hammer- Easy Open Test Cap Closet Flanges

New!
Innovative test membrane from Canplas[®] enables mess-free removal of the test membrane after a water test.

Simply remove the membrane with a knife after the system is tested.

- Patent Pending



canplas[®]
Exclusive!

DESC.	PART #	SKID QTY.	CTN. QTY.	SIZE	PRICE EACH
-------	--------	-----------	-----------	------	------------

**CanplasEO, No Hammer/Easy Open
TEST MEMBRANE CLOSET FLANGE**



Hub with Adjustable Ring (3" hub, or 4" inside pipe fit)					
113614EO		25	4 x 3		57.47
Hub with Adjustable Ring (3" Hub)					
113624EO	800	25	4 x 3		52.70
45° Discharge Closet Flange (3" Hub)					
113628EO		20	4 x 3		84.28
Hub Flush Fit, One Piece Plastic (3" Hub)					
113631EO		25	4 x 3		29.82

canplas[®] ABS DWV FITTINGS

ABS DWV FITTINGS

PRICE LIST C10-11-109 JULY 1, 2011

DESC.	PART #	SKID QTY.	CTN. QTY.	SIZE	PRICE EACH
-------	--------	-----------	-----------	------	------------

REDUCING CLOSET FLANGES


CLOSET FLANGE, Reducing - 2½" Overall (Spg)

	103634-7	800	25	4 x 3	32.48
---	----------	-----	----	-------	-------


CLOSET FLANGE, Reducing - 1¾" Overall (FPT)

	103634-5	1280	40	4 x 3 Close	46.84
---	----------	------	----	-------------	-------

CLOSET FLANGE, Reducing - 1¾" Overall (MPT)


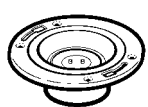

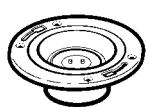
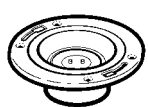

	103634-3	1200	25	4 x 3 Close	71.36
---	----------	------	----	-------------	-------

CLOSET FLANGE, Reducing - 2¼" Overall (MPT)

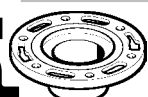
	103634-4	1200	25	4 x 3 Long	71.36
---	----------	------	----	------------	-------

ADJUSTABLE CLOSET FLANGES

CLOSET FLANGE, Adjustable

	Hub End, Flush Fit with Adjustable Plastic Ring				
	103627	800	25	4 x 3	40.97
	Hub End, with Adjustable Plastic Ring				
	103624	800	25	4 x 3	42.18
	Spigot End, with Adjustable Plastic Ring				
	103626	800	25	4 x 3	50.07
	Hub End, with molded test plate				
	103627T	800	25	4 x 3	42.28
	Hub End, with molded test plate				
	103624T	800	25	4 x 3	43.53
	Spigot End, with molded test plate				
	103626T	800	25	4 x 3	50.07


ADJUSTABLE CLOSET FLANGE for 3" Pipe I.D. (Non CSA)

	103630		25	4 x 3	50.73
---	--------	--	----	-------	-------


DESC.	PART #	SKID QTY.	CTN. QTY.	SIZE	PRICE EACH
-------	--------	-----------	-----------	------	------------

OFFSET CLOSET FLANGES

3" OR 4" OFFSET 2" CLOSET FLANGE

	113645		20	3 x 4	53.98
---	--------	--	----	-------	-------

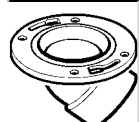
OFFSET CLOSET FLANGE - Hub (Offset 1½")

	103644	480	15	4 x 3	89.62
	(with molded test plate)				
	103644T††	480	15	4 x 3	92.48

†† Non CSA

45° CLOSET FLANGES

45° DISCHARGE CLOSET FLANGE - Hub


	(with adjustable plastic ring)				
	113628	640	20	4 x 3	67.42
	113635	384	12	4	87.15
	(with adjustable stainless steel ring)				
	113628SS	640	20	4 x 3	93.09

CLOSET FLANGE ACCESSORIES


ADAPTER Only for Closet Flange Kit for Concrete - H x Spg

	113650-1	576	12	4 x 3	114.87
---	----------	-----	----	-------	--------

CLOSET FLANGE SPACER RING

	119180-002	3600	25	4 x 3	15.82
---	------------	------	----	-------	-------

CLOSET FLANGE SPACER RING

	113609	3600	25	4 x 3	14.24
---	--------	------	----	-------	-------

ABS DWV FITTINGS

canplas®

canplas® Urinal Flange Kit

- Used to provide a seal between 2" internally trapped urinals and drainage system.

Features

- Flanges are made of corrosion resistant ABS and PVC plastic. They will not rot out like traditional urinal flanges providing longer life and fewer health concerns.
- 2" connections available in Hub, Spigot and Female Threaded versions making Canplas urinal flange kits adaptable to a variety of systems.
- Each Canplas urinal kit comes complete with all the necessary mounting hardware. This complete kit eliminates missing or back-ordered parts.
- The Canplas urinal flange has an adjustable 4" - 7" center which can be cut easily to accommodate the requirements of most applications.
- The flange is reinforced with a cross rib to prevent the fork from spreading.
- Ease of installation as illustrated in figures 1 through 3 (long ear cut to accommodate 4" center shown), lowers labor costs and increases job turnaround time.
- Thick foam gasket provides a positive seal, reducing the potential for leaks.
- Injection molded in ABS (Black) and PVC (White) function.



Fig. 1
Front flange detail

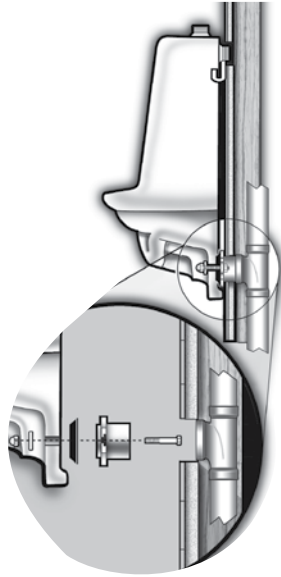


Fig. 2
Side exploded detail

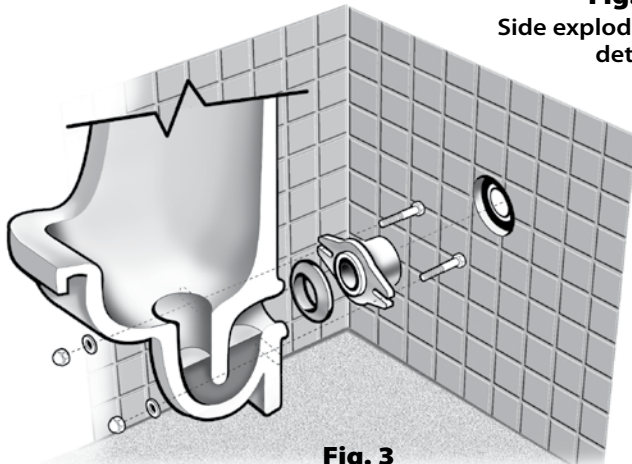


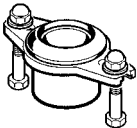
Fig. 3
Exploded urinal flange

Kits come individually packaged with installation instructions on header card, plastic urinal flange, foam gasket, stainless steel bolts, washers and nuts.

canplas®
Exclusive!

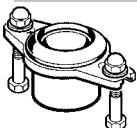
URINAL FLANGE KIT - ABS - Spigot

113660††	1200	25	2	83.15
113661‡‡	1440	20	2	90.12



URINAL FLANGE KIT - ABS - Hub

113662††		25	2	102.00
113663‡‡		20	2	119.76



†† with 4" Center ‡‡ with Adjustable Center: 4" - 7"



canplas® ABS DWV FITTINGS

ABS DWV FITTINGS

PRICE LIST C10-11-109 JULY 1, 2011

DESC.	PART #	SKID QTY.	CTN. QTY.	SIZE	PRICE EACH
-------	--------	-----------	-----------	------	------------

GRATES

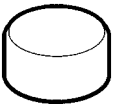
DRAIN GRATE - Spg



103863	3600	50	3	21.04
103864	1800	25	4	25.60

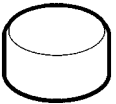
CAPS

ABS CAP - Hub



103080	17280	120	1¼	9.98
103081	12960	90	1½	9.24
103082	7920	110	2	15.87
103083	2160	30	3	27.58
103084	1200	25	4	29.86
103086	384	12	6	124.37


POLYETHYLENE CAP Slip-on Style - Orange



10TC314	18000	125	1¼	5.49
10TC315	14400	200	1½	3.49
10TC316	10800	150	2	6.47
10TC318	2520	35	3	8.50
10TC320	1920	40	4	11.89
10TC322	480	10	6	30.13

NIPPLES

NIPPLE - MPT x MPT



103502	2240	70	3 x 2½	19.65
103503	2240	70	3 x 3	26.52
103510		10	3 x 10	70.66

TEST PLATES

TEST PLATE - Spg



103761		100	1½	8.89
103762		100	2	10.63
103763		100	3	10.90
103764	7200	100	4	14.24

DESC.	PART #	SKID QTY.	CTN. QTY.	SIZE	PRICE EACH
-------	--------	-----------	-----------	------	------------

TERMINATION SCREENS

TERMINATION SCREEN - Polypropylene



Black Polypropylene

112002	17150	50	2	8.45
112003	14400	100	3	15.92

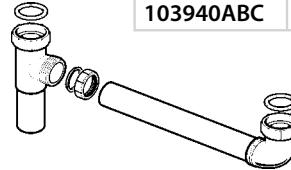
White Polypropylene

112002W	22050	50	2	8.53
112003W	14400	100	3	15.92

CONTINUOUS WASTE

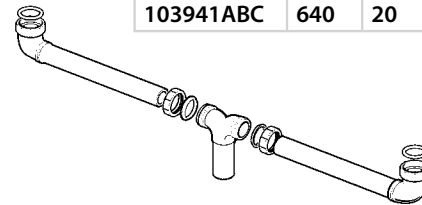
CONTINUOUS WASTE END OUTLET - TUBULAR 16" Long (Center to Center) - DIRECT CONNECT

103940ABC	480	20	1½	65.68
-----------	-----	----	----	-------



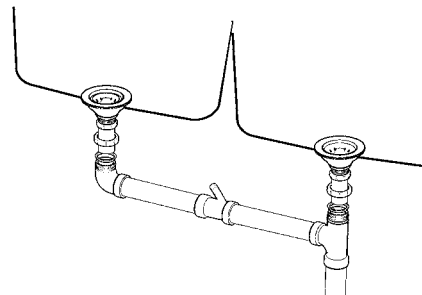
CONTINUOUS WASTE CENTER OUTLET - TUBULAR 16" Long - DIRECT CONNECT

103941ABC	640	20	1½	78.91
-----------	-----	----	----	-------



CONTINUOUS WASTE TRAP ADAPTER STYLE End Outlet (pipe not included) - SLIP JOINT

103950ABC	720	15	-	39.54
-----------	-----	----	---	-------



Consisting of:

- (1) 112281A 1½" 90° Trap Adapter
- (1) 112171A 1½" Sanitary Tee Trap Adapter
- (1) 112321 1½" x 1½" x ½" Appliance Wye

ABS DWV FITTINGS

canplas

ABS DWV FITTINGS

PRICE LIST C10-11-109 JULY 1, 2011

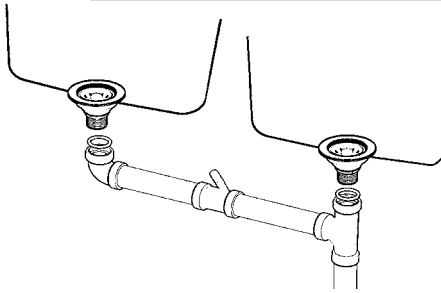
DESC.	PART #	SKID QTY.	CTN. QTY.	SIZE	PRICE EACH
-------	--------	-----------	-----------	------	------------

CONTINUOUS WASTE

Continued

CONTINUOUS SINK STRAINER ADAPTER STYLE End Outlet (pipe not included) - DIRECT CONNECT

103951ABC	720	15	-	39.54
-----------	-----	----	---	-------

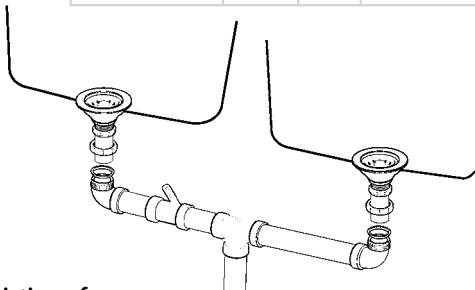


Consisting of:

- (1) 112291A 1½" 90° Sink Strainer Adapter
- (1) 112191A 1½" Sanitary Tee Sink Strainer Adapter
- (1) 112321 1½" x 1½" x ½" Appliance Wye

CONTINUOUS SINK TRAP ADAPTER STYLE Center Outlet (pipe not included) - SLIP JOINT

103952ABC	720	15	-	61.40
-----------	-----	----	---	-------

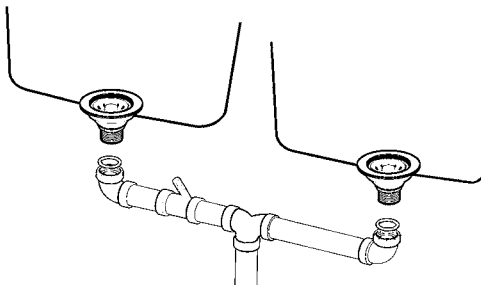


Consisting of:

- (2) 112281A 1½" 90° Trap Adapters
- (1) 102261 1½" Double ¼ Bend, H x H x H
- (1) 112321 1½" x 1½" x ½" Appliance Wye

CONTINUOUS SINK STRAINER ADAPTER STYLE Center Outlet (pipe not included) - DIRECT CONNECT

103953ABC	720	15	-	61.40
-----------	-----	----	---	-------



Consisting of:

- (2) 112291A 1½" 90° Sink Strainer Adapters
- (1) 102261 1½" Double ¼ Bend, H x H x H
- (1) 112321 1½" x 1½" x ½" Appliance Wye

DESC.	PART #	SKID QTY.	CTN. QTY.	SIZE	PRICE EACH
-------	--------	-----------	-----------	------	------------

APPROVALS:

Unless otherwise noted, products are approved / listed by CSA International, NSF and IAPMO to standards that include:

CSA	B79, B181.2
NSF	Standard 14
IAPMO	IS5, PS 146-99
ASTM	D2665, D1784, D3311



canplas ABS DWV FITTINGS

ABS DWV FITTINGS

INDEX

PRICE LIST C10-11-109 JULY 1, 2011

PART#	Weight (Kgs.)	CARTON BARCODE	PG. #	PART#	Weight (Kgs.)	CARTON BARCODE	PG. #	PART#	Weight (Kgs.)	CARTON BARCODE	PG. #
102107A	0.727	10662671100013	4	102306	2.454	10662671100693	7	102747†	0.024	10662671101355	8
102114A	0.098	10662671100037	4	102323	0.095	10662671100709	7	102749†	0.025	10662671101379	8
102115A	0.107	10662671100044	4	102324	0.165	10662671100716	7	102750	0.013	10662671101386	8
102116A	0.440	10662671100051	4	102325	0.116	10662671100723	7	102751	0.016	10662671101409	8
102117A	0.780	10662671100068	4	102326	0.312	10662671100730	7	102752	0.022	10662671101416	8
102118A	2.012	10662671103526	4	102327	0.676	10662671100747	7	102753	0.034	10662671101430	8
102125	0.087	10662671100075	3	102328	0.545	10662671100761	7	102754	0.129	10662671101447	8
102126	0.114	10662671100082	3	102329	0.458	10662671100938	7	102755	0.121	10662671101780	8
102127	0.123	10662671100099	3	102330	0.343	10662671100778	7	102756	0.172	10662671101461	8
102128	0.109	10662671100105	3	102331	0.277	10662671100785	7	102758	0.196	10662671101485	8
102130	0.287	10662671100129	3	102343	1.670	10662671109351	7	102759	0.980	10662671101508	8
102131	0.293	10662671100136	3	102344	1.695	10662671100808	7	102760	0.031	10662671101515	8
102132	0.084	10662671100150	3	102351	0.161	10662671100815	8	102762	0.140	10662671101522	8
102133	0.127	10662671100167	3	102352	0.231	10662671100822	8	102764	0.145	10662671101546	8
102134	0.462	10662671100174	3	102353	0.606	10662671100839	8	102766	0.693	10662671108866	8
102135	0.307	10662671100181	3	102354	1.270	10662671100846	8	102767	0.648	10662671101560	8
102136	0.636	10662671100198	3	102374	0.208	10662671100853	8	102768	0.465	10662671108972	8
102137	0.089	10662671100204	3	102376	0.407	10662671100860	8	102800	0.024	10662671109764	13
102144	1.428	10662671107487	3	102377	0.438	10662671100877	8	102800A	0.033	10662671101577	13
102147L	0.496	10662671100211	3	102380	0.667	10662671100884	8	102801	0.028	10662671108262	13
102147LR	0.541	10662671100228	3	102381	1.069	10662671100891	8	102801A	0.039	10662671101591	13
102147R	0.509	10662671100235	3	102400	0.049	10662671100907	7	102802	0.038	10662671107968	13
102148L	0.511	10662671100242	3	102401	0.061	10662671100914	7	102802A	0.054	10662671101607	13
102148LR	0.594	10662671107364	3	102402	0.102	10662671100921	7	102804A	0.043	10662671109726	13
102148R	0.500	10662671100259	3	102403	0.283	10662671100938	7	102805A	0.037	10662671109719	13
102150	0.072	10662671100266	3	102404	0.489	10662671100945	7	102806A	0.039	10662671109733	13
102151	0.081	10662671100273	3	102406	1.129	10662671100952	7	102840	0.100	10662671109399	8
102152-2	0.171	10662671107845	3	102420	0.032	10662671100969	7	102841	0.038	10662671101621	8
102152	0.125	10662671100297	3	102421	0.041	10662671100976	7	102842	0.060	10662671101645	8
102153	0.458	10662671100310	3	102422	0.057	10662671100983	7	102846	0.240	10662671103410	8
102154	0.707	10662671100334	3	102423	0.211	10662671100990	7	102850A	0.033	10662671101652	13
102156	2.025	10662671103564	3	102424	0.337	10662671101003	7	102851A	0.039	10662671101669	13
102163L	0.665	10662671100358	4	102450	0.049	10662671101010	6	102852A	0.052	10662671101676	13
102182-1	0.335	10662671107685	3	102451	0.059	10662671101027	6	102853A	0.043	10662671109696	13
102184	0.604	10662671103373	4	102451L	0.075	10662671106923	6	102854A	0.037	10662671109689	13
102185	1.048	10662671100372	4	102452	0.082	10662671101041	6	102855A	0.043	10662671109702	13
102186	0.224	10662671100389	4	102452L	0.114	10662671106800	6	102859A	0.043	10662671108934	13
102187	0.144	10662671100396	4	102453	0.271	10662671101058	6	102860	0.029	10662671108255	4
102188	0.170	10662671100402	4	102453L	0.319	10662671101072	6	102860A	0.038	10662671101683	13
102188-2	0.192	10662671109566	4	102454	0.505	10662671101089	6	102861A	0.053	10662671101706	13
102189	0.287	10662671100419	4	102454L	0.591	10662671101096	6	102862A	0.047	10662671101720	13
102191	0.735	10662671107869	4	102456	1.640	10662671103380	6	102863A	0.078	10662671101737	14
102221	0.099	10662671109511	6	102501	0.065	10662671101119	6	102864A	0.051	10662671101744	13
102223	0.455	10662671100426	6	102502	0.108	10662671101126	6	102865A	0.069	10662671101768	13
102250	0.053	10662671100433	6	102503	0.305	10662671101133	6	102866A	0.067	10662671109108	13
102250L	0.059	10662671106947	6	102504	0.519	10662671101140	6	102870	0.025	10662671101775	4
102251	0.061	10662671100440	6	102506	1.135	10662671101157	6	102871	0.029	10662671101782	4
102251L	0.078	10662671100464	6	102520	0.035	10662671101164	6	102872	0.037	10662671101805	4
102252	0.083	10662671100471	6	102521	0.043	10662671101171	6	102873	0.133	10662671101812	4
102252L	0.122	10662671103366	6	102522	0.059	10662671101201	6	102874	0.208	10662671101836	4
102253	0.285	10662671100488	6	102523	0.217	10662671101225	6	102876	0.529	10662671109160	4
102253L	0.324	10662671100501	6	102524	0.364	10662671101232	6	102890	0.034	10662671101843	4
102254	0.535	10662671100518	6	102550	0.041	10662671101249	7	102890A	0.080	10662671101850	4
102254L	0.608	10662671100532	6	102551	0.046	10662671101256	7	102891	0.038	10662671101867	4
102256	1.664	10662671100549	6	102552	0.073	10662671101263	7	102891A	0.116	10662671101874	4
102261	0.103	10662671107890	8	102553	0.211	10662671101270	7	102892	0.050	10662671101881	4
102262	0.162	10662671107906	8	102554	0.355	10662671101287	7	102892A	0.121	10662671101898	4
102263	0.507	10662671107913	8	102556	0.992	10662671101294	7	102893	0.169	10662671101904	4
102275	0.075	10662671107456	6	102561	0.044	10662671106893	7	102893A	0.262	10662671101911	4
102276	0.094	10662671100556	6	102562	0.069	10662671106909	7	102894	0.257	10662671101928	4
102277	0.134	10662671100563	6	102562	0.206	10662671107319	7	102894A	0.399	10662671101935	4
102278	0.403	10662671100570	6	102564	0.347	10662671107944	7	102896	0.637	10662671101942	4
102279	0.740	10662671107159	6	102601	0.068	10662671101317	6	103000	0.025	10662671101959	10
102300	0.087	10662671100600	7	102602	0.064	10662671101324	6	103001	0.028	10662671101966	10
102301	0.108	10662671100617	7	102602L	0.100	10662671107265	6	103001R†	0.028	10662671108354	10
102302	0.150	10662671100631	7	102603	0.232	10662671101331	6	103002	0.040	10662671101980	10
102303	0.469	10662671100655	7	102603L	0.279	10662671106961	6	103002R†	0.037	10662671107814	10
102304	0.884	10662671100679	7	102604	0.473	10662671101348	6	103003	0.152	10662671102000	10

complas® ABS DWV FITTINGS

For products requiring bar coding, please add the suffix "BC" to the part number.

ABS DWV FITTINGS

PRICE LIST C10-11-109 JULY 1, 2011

PART#	Weight (Kgs.)	CARTON BARCODE	PG.#	PART#	Weight (Kgs.)	CARTON BARCODE	PG.#	PART#	Weight (Kgs.)	CARTON BARCODE	PG.#
103003R†	0.149	10662671108347	10	103251	0.196	10662671102574	11	104152	0.297	10662671107333	8
103004	0.248	10662671102024	10	103251A	0.207	10662671102581	11	104152-3	0.318	10662671109542	8
103004R†	0.254	10662671108361	10	103304	0.374	10662671107173	10	104154	0.850	10662671108033	8
103006	0.729	10662671102048	10	103420	0.033	10662671108859	10	104155	0.891	10662671107128	8
103020	0.035	10662671102055	10	103421	0.042	10662671102598	10	104301	0.166	10662671107586	7
103021	0.045	10662671102062	10	103422	0.059	10662671102604	10	104302	0.245	10662671106855	7
103022	0.046	10662671102079	10	103423	0.137	10662671102611	10	104303	0.754	10662671108651	7
103023	0.131	10662671102093	10	103424	0.210	10662671102628	10	104304	1.414	10662671107616	7
103024	0.125	10662671102109	10	103426	0.491	10662671108989	10	104317	0.182	10662671108040	7
103025	0.233	10662671102116	10	103428	0.180	10662671103427	10	104318	0.244	10662671108057	7
103026	0.231	10662671102123	10	103434BC	0.441	10662671109412	10	104320	0.180	10662671108064	7
103027	0.438	10662671102130	10	103452	0.106	10662671102635	10	104326	0.349	10662671107135	7
103029	0.243	10662671102147	10	103453	0.253	10662671102642	10	104327	0.433	10662671107142	7
103030	0.134	10662671102154	10	103454	0.382	10662671102659	10	104337	0.618	10662671107340	7
103035	0.600	10662671109320	10	103456	0.677	10662671109009	10	104338	0.987	10662671107722	7
103036	0.162	10662671102161	10	103464	0.343	10662671102666	10	105130L	0.341	10662671107296	3
103037	0.664	10662671109337	10	103502†	0.085	10662671108613	18	105131	0.288	10662671103151	3
103044	0.143	10662671109979	13	103503†	0.099	10662671107463	18	105134	0.452	10662671103168	3
103046ABC	0.017	20662671109433	13	103510†	0.486	10662671108392	18	105144	1.426	10662671108910	3
103047	0.008	90662671103409	13	103604	0.224	10662671102680	14	105151	0.080	10662671103175	3
103050	0.024	10662671102192	4	103624	0.257	10662671102697	16	105153	0.460	10662671103182	3
103051	0.048	10662671102215	4	103624T	0.279	10662671102703	16	105154	0.717	10662671103199	3
103052	0.037	10662671102239	4	103626	0.249	10662671102710	16	105156	1.982	10662671108996	3
103053	0.097	10662671102253	4	103626T	0.350	10662671103328	16	105276	0.102	10662671108774	6
103054	0.145	10662671102260	4	103627	0.215	10662671108835	16	105277	0.170	10662671108781	6
103057	0.670	10662671102277	4	103627T	0.238	10662671108842	16	105278	0.399	10662671108095	6
103062	0.029	10662671107999	4	103630	0.275	10662671108798	16	105279	0.753	10662671109344	6
103063	0.049	10662671108002	4	103631	0.238	10662671102727	14	105303	0.442	10662671103205	7
103064	0.114	10662671108682	4	103631T	0.273	10662671102734	14	105331	0.360	10662671103212	7
103066	0.342	10662671107395	4	103631SDRBC	0.240	10662671109488	14	105357	0.832	10662671109078	8
103080	0.022	10662671102284	18	103631X	0.224	10662671109306	14	105376	0.394	10662671109085	8
103081	0.028	10662671102291	18	103633	0.258	10662671106671	14	109210-003	0.001	10662671108941	14
103082	0.037	10662671102307	18	103634	0.245	10662671102741	14	109210-004	0.001	10662671103236	14
103083	0.115	10662671102314	18	103634-3	0.188	10662671102758	16	109210-005	0.002	10662671103243	14
103084	0.204	10662671102321	18	103634-4	0.217	10662671102765	16	10TC314†	0.007	10662671103250	18
103086	0.541	10662671103496	18	103634-5	0.212	10662671102772	16	10TC315†	0.010	10662671103267	18
103103	0.493	10662671102338	6	103634-7	0.237	10662671102789	16	10TC316†	0.012	10662671103274	18
103200A	0.160	10662671102352	11	103634T	0.259	10662671102796	14	10TC318†	0.026	10662671103281	18
103201A	0.157	10662671102376	11	103644	0.339	10662671102802	16	10TC320†	0.037	10662671103298	18
103200	0.140	10662671102345	11	103644T†	0.361	10662671109221	16	10TC322†	0.093	10662671109023	18
103201	0.143	10662671102369	11	103700A	0.058	10662671102826	4	112002	0.007	10662671110173	18
103202	0.285	10662671102383	11	103700-1	0.035	10662671102819	4	112003	0.016	10662671110272	18
103202-1	0.184	10662671107043	11	103701A	0.057	10662671102840	4	112002W	0.007	10662671117578	18
103202A	0.299	10662671102390	11	103701-1	0.028	10662671102833	4	112003W	0.016	10662671117585	18
103203	0.836	10662671102406	11	103702A	0.079	10662671102864	4	112107AT	0.728	10662671117127	5
103203-1	0.571	10662671102413	11	103702-1	0.042	10662671102857	4	112110-1†	0.170	10662671110012	11
103204	1.589	10662671102420	11	103703A	0.223	10662671102888	4	112171A	0.122	10662671113501	13
103204-1	1.080	10662671103489	11	103703-1	0.128	10662671102871	4	112191A	0.116	10662671113556	13
103206-1	2.555	10662671107753	11	103704A	0.342	10662671102901	4	112281A	0.070	10662671110586	13
103210A	0.654	10662671102444	11	103704-1	0.203	10662671102895	4	112286A	0.064	10662671100594	13
103210E	0.164	10662671102451	11	103706A	0.857	10662671102925	4	112291A	0.063	10662671113549	13
103211-7	0.070	10662671107548	14	103706-1	0.507	10662671102918	4	112320†	0.230	10662671110234	8
103211-9	0.068	10662671107111	14	103750†	0.302	10662671108804	3	112321	0.067	10662671103304	9
103211A	0.176	10662671102468	11	103761	0.004	10662671108422	18	112332	0.073	10662671103465	9
103211E	0.167	10662671102482	11	103762	0.005	10662671102932	18	112333†	0.076	10662671116700	9
103211Y	0.035	10662671102505	13	103763	0.011	10662671102949	18	113609	0.075	10662671117448	16
103212A	0.132	10662671103342	11	103764	0.035	10662671102956	18	113614EO	0.248	10662671117486	15
103212E	0.301	10662671102512	11	103863	0.109	10662671103038	18	113624EO	0.235	10662671117462	15
103214	0.028	10662671108415	14	103864	0.176	10662671103045	18	113628	0.299	10662671103311	16
103215	0.036	10662671102529	14	103930	0.008	10662671103052	14	113628EO	0.300	10662671117493	15
103216	0.040	10662671102536	14	103931	0.010	90662671103065	14	113628SS	0.401	10662671119152	16
103217	0.037	10662671102543	14	103932	0.014	10662671103076	14	113631EO	0.250	106626711057430	16
103218	0.032	10662671107647	14	103940ABC	0.225	20662671103080	18	113635	0.382	10662671119053	16
103231-6	0.002	10662671109238	13	103941ABC	0.253	20662671103110	18	113645†	0.298	10662671110470	16
103231A	0.235	10662671109269	12	103950ABC	0.271	20662671108870	18	113650A	0.588	10662671103359	14
103231E	0.210	10662671109276	12	103951ABC	0.259	20662671108887	19				
103234	1.572	10662671102567	11	103952ABC	0.324	20662671108894	19				
103243A	0.539	10662671103458	13	103953ABC	0.309	20662671108900	19				

complas ABS DWV FITTINGS

ABS DWV FITTINGS

PRICE LIST C10-11-109 JULY 1, 2011

PART#	Weight (Kgs.)	CARTON BARCODE	PG. #	PART#	Weight (Kgs.)	CARTON BARCODE	PG. #	PART#	Weight (Kgs.)	CARTON BARCODE	PG. #
113650B	0.554	10662671116618	14								
113650-1	0.315	10662671119015	16								
113660†	0.227	10662671118759	17								
113661†	0.238	10662671118766	17								
113662†	0.209	10662671110104	17								
113663†	0.218	10662671119213	17								
113811ABC	0.223	50662671102961	10								
113811BBC	0.221	50662671102978	10								
113812ABC	0.290	50662671102985	10								
113812BBC	0.270	50662671102992	10								
113813ABC	0.620	60662671103002	10								
113813BBC	0.637	60662671103019	10								
113814ABC	1.676	50662671103333	10								
119180-002†	0.103	10662671113532	16								

ABS DWV FITTINGS

PRICE LIST C10-11-109 JULY 1, 2011

NOTES:

ABS DWV FITTINGS

PRICE LIST C10-11-109 JULY 1, 2011



canplas®

**Head Office, Manufacturing Location
and Customer Service Centre**

500 VETERANS DRIVE, BOX 1800
BARRIE, ON L4M 4V3
CANADA

TELEPHONE: (705) 726-3361
FAX: (705) 726-2186
EMAIL: plumbing@canplas.com

**Customer Service Centre
and Sales Office**

9489 - 200 STREET, UNIT 201
LANGLEY, B.C. V1M 3A7
CANADA

TELEPHONE: (604) 455-0432
FAX: (604) 455-0452

**Customer Service Centre
and Sales Office**

11408-163rd STREET
EDMONTON, AB T5M 3T3
CANADA

TELEPHONE: (780) 451-3206
FAX: (780) 452-0536

www.canplasplumbing.com

1-800-461-5300



an *Aliaxis* company